

SWARAJ ENGINES LIMITED

Works :

Plot No. 2, Indl. Focal Point,
Phase IX, S.A.S. Nagar,
Distt. S.A.S. Nagar (Mohali)
(Near Chandigarh)



02/SP/EXCH
15th July, 2014

Tel. : 0172-2234941- 47, 2234950
Fax : 91-172-2234955
Email : mail@swarajenterprise.com
CIN No. L50210PB1985PLC006473

The General Manager
Corp. Relationship Deptt
Bombay Stock Exchange Ltd.
1st. Floor, New Trading Ring,
Rotunda Building, P J Towers,
Dalal Street, Fort, Mumbai

Fax No. 022-22722037,39,41,61,
22723121, 22723719
Phone No. 022-22721121-22,
22722375, 22721233
E-mail ID -
corp.relations@bseindia.com

The Secretary
National Stock Exchange of India Ltd.
Capital Market-Listing, Exchange Plaza,
Bandra – Kurla Complex, Bandra (E),
Mumbai

Fax No. 022-26598237-38
Phone No. 022- 26598235-36
E-mail ID - cmlist@nse.co.in

SUB: Shareholding Pattern for the Quarter ended 30th June, 2014

Dear Sir,

With reference to the Clause 35 of the Listing Agreement, we are pleased to enclose herewith Shareholding Pattern as on 30th June, 2014 for your reference and record.

Kindly acknowledge the receipt.

Thanking you,

Yours faithfully,

For Swaraj Engines Limited



(M.S.GREWAL)
Company Secretary

Introductory sub-table (I)(a)

Name of the Company: **SWARAJ ENGINES LIMITED**


Scrip Code, Name of the scrip, class of security: **BSE-500407/NSE-SWARAJENG-EQUITY**

Quarter ended: **30th June, 2014**

	No. of partly paid-up shares	As a % of total no. of partly paid-up shares	
		As a % of total no. of shares of the company	As a % of total no. of shares of the company
Partly paid-up shares:-			
Held by promoter/promoter group	0	0	0
Held by public	0	0	0
Total - D	0	0	0
Outstanding convertible securities:-			
	No. of outstanding securities	As a % of total no. of outstanding convertible securities	As a % of total no. of shares of the company, assuming full conversion of the convertible securities
Held by promoter/promoter group	0	0	0
Held by public	0	0	0
Total - E	0	0	0
Warrants:-			
	No. of warrants	As a % of total no. of warrants	As a % of total no. of shares of the company, assuming full conversion of warrants
Held by promoter/promoter group	0	0	0
Held by public	0	0	0
Total - F	0	0	0


Total paid-up capital of the company, assuming full conversion of warrants and convertible securities

12419820




Statement Showing Shareholding Pattern

Category code	Category of Shareholder	Number of Shareholders	Table (I)(a)		Total shareholding as a percentage of total number of shares		Shares Pledged or otherwise encumbered	
			Total number of shares	Number of shares held in dematerialized form	As a percentage of (A+B) ¹	As a percentage of (A+B+C)	Number of shares	As a percentage
			(IV)	(V)	(VI)	(VII)	(VIII)	(X) = (VIII)/(IV)*100
(I)	(II)	(III)	(IV)	(V)	(VI)	(VII)	(VIII)	(X) = (VIII)/(IV)*100
(A)	Shareholding of Promoter and Promoter Group²							
1	Indian							
(a)	Individuals/ Hindu Undivided Family	0	0	0	0.00	0.00	0	0.00
(b)	Central Government/ State Government(s)	0	0	0	0.00	0.00	0	0.00
(c)	Bodies Corporate	2	6286417	6286417	50.62	50.62	0	0.00
(d)	Financial Institutions/ Banks	0	0	0	0.00	0.00	0	0.00
(e)	Any Others(Specify)	0	0	0	0.00	0.00	0	0.00
(e-i)								
(e-ii)								
	Sub Total(A)(1)	2	6286417	6286417	50.62	50.62	0	0.00
2	Foreign							
a	Individuals (Non-Residents Individuals/ Foreign Individuals)	0	0	0	0.00	0.00	0	0.00
b	Bodies Corporate	0	0	0	0.00	0.00	0	0.00
c	Institutions	0	0	0	0.00	0.00	0	0.00
d	Any Others(Specify)	0	0	0	0.00	0.00	0	0.00
d-i								
d-ii								
	Sub Total(A)(2)	0	0	0	0.00	0.00	0	0.00
	Total Shareholding of Promoter and	2	6286417	6286417	50.62	50.62	0	0.00
(B)	Public shareholding							
1	Institutions							
(a)	Mutual Funds/ UTI	16	1336606	1336606	10.76	10.76	0	0.00
(b)	Financial Institutions/ Banks	2	9558	9258	0.08	0.08	0	0.00
(c)	Central Government/ State Government(s)	0	0	0	0.00	0.00	0	0.00
(d)	Venture Capital Funds	0	0	0	0.00	0.00	0	0.00
(e)	Insurance Companies	0	0	0	0.00	0.00	0	0.00
(f)	Foreign Institutional Investors	9	394468	394468	3.18	3.18	0	0.00
(g)	Foreign Venture Capital Investors				0.00	0.00	0	0.00
(h)	Any Other (specify)				0.00	0.00	0	0.00
(h-i)								
(h-ii)								
	Sub-Total (B)(1)	27	1740632	1740332	14.01	14.01	0	0.00
B 2	Non-institutions							
(a)	Bodies Corporate	429	545386	543583	4.39	4.39	0	0.00
(b)	Individuals							
I	Individuals -i. Individual shareholders holding nominal share capital up to Rs 1 lakh	9629	2555517	2392557	20.58	20.58	0	0.00
II	ii. Individual shareholders holding nominal share capital in excess of Rs. 1	26	1128188	1063738	9.08	9.08	0	0.00
(c)	Any Other (specify)							
(c-i)	Trust & Foundation	6	29664	29664	0.24	0.24	0	0.00
(c-ii)	NRI's	323	133416	133416	1.07	1.07	0	0.00
(ciii)	OCB	1	600	600	0.00	0.00	0	0.00
	Sub-Total (B)(2)	10414	4392771	4163558	35.37	35.37	0	0.00
(B)	Total Public Shareholding (B)= (B)(1)+(B)(2)	10441	6133403	5903890	49.38	49.38	0	0.00
	TOTAL (A)+(B)	10443	12419820	12190307	100.00	100.00	0	0.00
(C)	Shares held by Custodians and against which Depository Receipts have been issued							
1	Promoter and Promoter Group	0	0	0	0	0.00	0	0.00
2	Public	0	0	0	0	0.00	0	0
	Sub-Total (C)	0	0	0	0	0.00	0	0
	GRAND TOTAL (A)+(B)+(C)	10443	12419820	12190307	100	100.00	0	0.00



Sr.No	Notes
1	NIL
2	
3	
4	
5	
6	
7	
8	
9	



(1)(b) Statement showing holding of securities (including shares, warrants, convertible securities) of persons belonging to the category "Promoter and Promoter Group"

Sr. No	Name of the shareholder	Details of Shares held		Encumbered shares (*)			Details of warrants		Details of convertible securities		Total shares (including underlying shares assuming full conversion of warrants and convertible securities) as a % of diluted share capital
		Number of shares held	As a % of grand total (A)+(B)+(C)	No.	As a percentage (V)/(III)*100	As a % of grand total (A)+(B)+(C) of sub-clause (I)(a)	Number of warrants held	As a % of total number of warrants of the same class	Number of convertible securities held	As a % of total number of convertible securities of the same class	
(i)	(ii)	(iii)	(iv)	(v)	(vi)=(v)/(iii)*100	(vii)	(viii)	(ix)	(x)	(xi)	(xii)
1	Mahindra & Mahindra Ltd	4126417	33.22	0	0.00	0.00	0	0	0	0	0
2	Kirtoskar Industries Ltd	2160000	17.39	0	0.00	0.00	0	0	0	0	0
3											
4											
	TOTAL	6286417	50.62	0	0.00	0.00	0	0	0	0	0

(*) The term "encumbrance" has the same meaning as assigned to it in regulation 28(3) of the SAST Regulations, 2011



(D)(c)(i) Statement showing holding of securities (including shares, warrants, convertible securities) of persons belonging to the category "Public" and holding more than 1% of the total number of shares

Sr. No.	Name of the shareholder	Number of shares held	Shares as a percentage of total number of shares i.e., Grand Total (A)+(B)+(C) indicated in Statement at para (D)(a) above}	Details of warrants			Details of convertible securities			Total shares (including underlying shares assuming full conversion of warrants and convertible securities) as a % of diluted share
				Number of warrants held	As a % total number of warrants of the same class	Number of convertible securities held	% w.r.t total number of convertible securities of the same class			
1	Reliance Capital Trustee Co.Ltd. A/c Reliance Tax Saver (ELSS) FUND	449604	3.62	0	0	0	0	0	0	
2	Reeta Keyur Parikh	176500	1.42	0	0	0	0	0	0	
3	SBI Magnum Midcap Fund	159423	1.28	0	0	0	0	0	0	
4	National Westminster Bank PLC-As Trustee of the Jupiter India Fund	176099	1.42	0	0	0	0	0	0	
5	Vikram Chinubhai Shah	176000	1.42	0	0	0	0	0	0	
6	Reliance Capital Trustee Co.Ltd. A/c Reliance Regular Savings Fund-Balanced Option	187562	1.51	0	0	0	0	0	0	
7	Pinebridge Investments Asia Limited A/c Pinebridge Investment GF Mauritius Ltd.	151648	1.22	0	0	0	0	0	0	
8	L&T Mutual Fund Trustee Ltd. - L&T India Special Situations Fund	211652	1.70							
TOTAL		1688488	13.60	0	0	0	0	0	0	



D(c)(ii) Statement showing holding of securities (including shares, warrants, convertible securities) of persons (together with PAC) belonging to the category "Public" and holding more than 5% of the total number of shares of the company

Sr. No.	Name(s) of the shareholder(s) and the Persons Acting in Concert (PAC) with them	Number of shares	Shares as a percentage of total number of shares i.e., Grand Total (A)+(B)+(C) indicated in Statement at para (D)(a) above}	Details of warrants		Details of convertible securities		Total shares (including underlying shares assuming full conversion of warrants and convertible securities) as a % of diluted share capital
				Number of warrants	As a % total number of warrants of the same class	Number of convertible securities held	% w.r.t total number of convertible securities of the same class	
1			0.00	0	0	0	0	0
2				0	0	0	0	
3								
4								
5								
TOTAL		0	0.00	0	0	0	0	0



(D)(d) Statement showing details of locked-in shares

Sr. No.	Name of the shareholder	Number of locked-in shares	Locked-in shares as a percentage of total number of shares {i.e., Grand Total (A)+(B)+(C) indicated in Statement at para (D)(a) above}
1	NIL	NIL	NIL
2			
3			
4			
5			
6			
7			
8			
9			
TOTAL		0	0.00



(II)(a) Statement showing details of Depository Receipts (DRs)

Sr. No.	Type of outstanding DR (ADRs, GDRs, SDRs, etc.)	Number of outstanding DRs	Number of shares underlying outstanding DRs	Shares underlying outstanding DRs as a percentage of total number of shares {i.e., Grand Total (A)+(B)+(C) indicated in Statement at para (I)(a) above}
1	NIL	NIL	NIL	NIL
2				
3				
4				
5				
6				
7				
8				
9				
TOTAL				0.00



(II)(b) Statement showing holding of Depository Receipts (DRs), where underlying shares held by "promoter/promoter group" are in excess of 1% of the total number of shares

Sr. No.	Name of the DR Holder	Type of outstanding DR (ADRs, GDRs, SDRs, etc.)	Number of shares underlying outstanding DRs	Shares underlying outstanding DRs as a percentage of total number of shares {i.e., Grand Total (A)+(B)+(C) indicated in Statement at para (I)(a) above}
1	NIL	NIL	NIL	NIL
2				
3				
4				
5				
6				
7				
8				
9				
TOTAL			0	0.00



(III)(a) Statement showing the voting pattern of shareholders, if more than one class of shares/securities is issued by the issuer

Sr. No.	Category of shareholder	No of Voting Rights held in each class of securities	Class X	Class Y	Class Z	Total Voting Rights (III+IV+V)	Total Voting Rights i.e.(VI)	As a % of (A+B)	As a % of (A+B+C)
1	NA	NA	NA	NA	NA	NA	NA	NA	NA

